

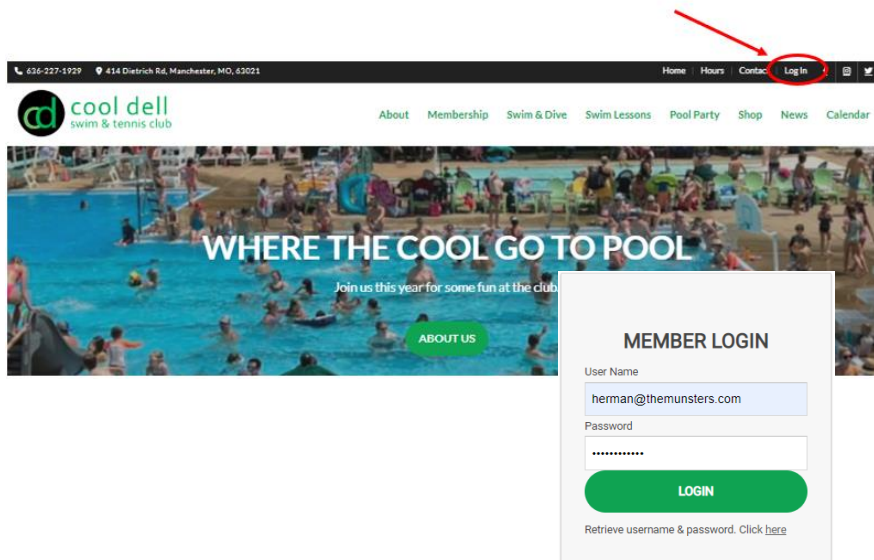


# Nanny Pass

## Introduction

Cool Dell Rules and Regulations specify that all children under 14 years of age must be accompanied by an **adult member**. Our memberships include up to 2 adults and all children living within the household. A Nanny Pass adds an additional adult non-family member to your account who can act on your behalf as the supervising adult for the children.

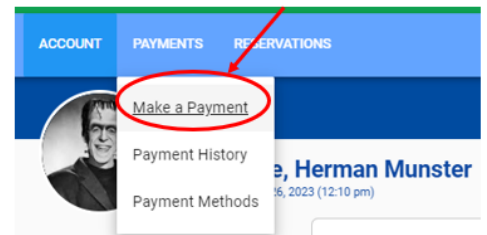
**Logging In:** Visit cooldell.com from a laptop, smart phone, or tablet and click on the **Log In** link at the top right of the page. If accessing from a mobile device, you may need to click the three lines to view the drop-down menu.



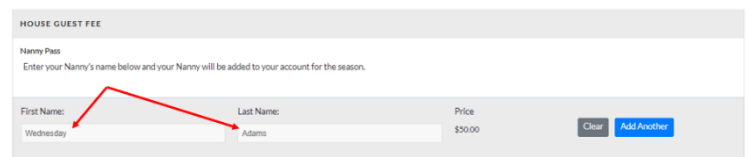
Log in using your contact email. If you have forgotten your password, use the password recovery tool available to establish a new one. If you no longer have access to the contact email address on record, contact **membership@cooldell.com** to have your login updated.

## Adding a Nanny Pass

Once logged in, choose the **Make a Payment** option under the **PAYMENTS** tab



In this system, Nannys are also called “House Guests”. Enter the Nanny’s name on the **HOUSE GUEST FEE** form and then click **NEXT** at the bottom of the page



Confirm that your order looks correct and process the payment.

The Nanny will be added to your account for the remainder of the year. If needed, you can edit the Nanny’s name on your membership management page.

If you have any questions or issues, please contact **membership@cooldell.com** and we will be happy to help.