

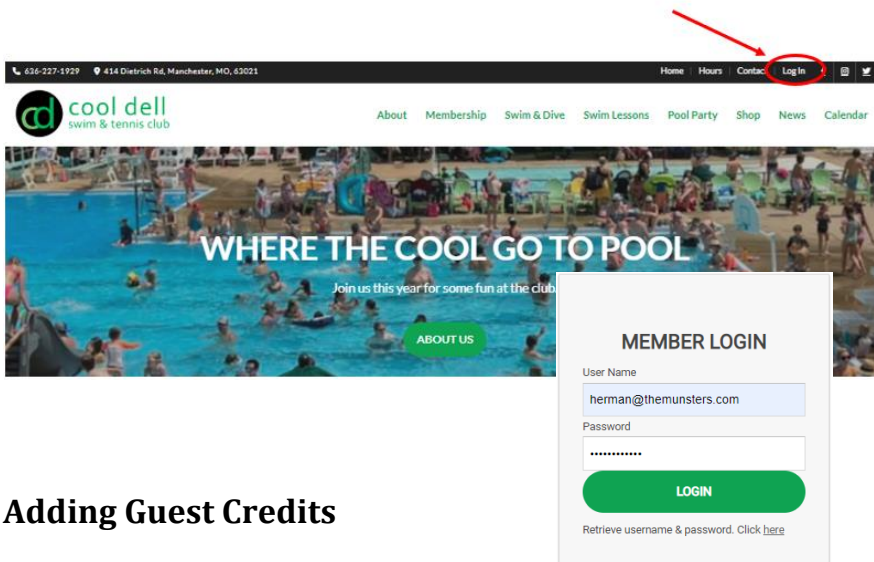


Guest Credits

Introduction

New in 2023, you can pre-purchase Guest Credits, to make it easier and cheaper to bring guests with you to the club. Cool Dell's Rules and Regulations still apply: maximum of 5 guests per day, and maximum of 20 guests per month.

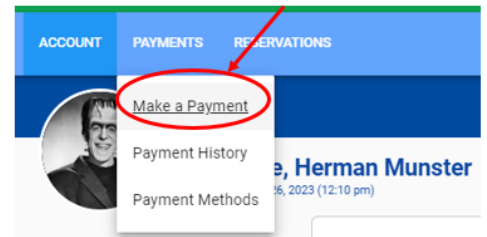
Logging In: Visit cooldell.com from a laptop, smart phone, or tablet and click on the **Log In** link at the top right of the page. If accessing from a mobile device, you may need to click the three lines to view the drop-down menu.




Log in using your contact email. If you have forgotten your password, use the password recovery tool available to establish a new one. If you no longer have access to the contact email address on record, contact **membership@cooldell.com** to have your login updated.

Adding Guest Credits

Once logged in, choose the **Make a Payment** option under the **PAYMENTS** tab



You can either buy individual guest credits for \$10/credit, or you can pre-purchase 10 guest credits for \$75. When you have selected your option, click NEXT at the bottom of the page



Confirm that your order looks correct and process the payment.

The Guest Credits will be attached to your account. When you bring a guest to the club, the front desk attendant will gather the guest's name(s) and utilize the credits.

You can also purchase individual guest credits at the front desk for \$10/credit.

If you have any questions or issues, please contact **membership@cooldell.com** and we will be happy to help.